



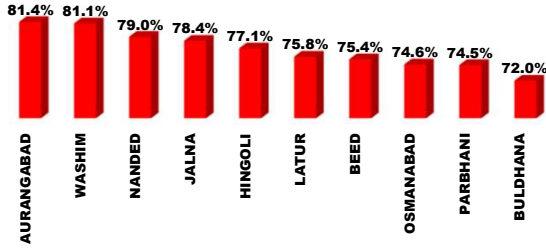
महाआवास अभियान २०२३-२४

दैनिक प्रगती अहवाल : १३.१२.२०२३

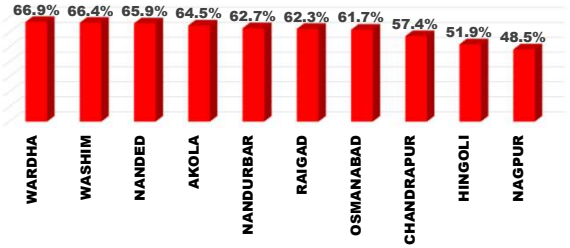
प्रधानमंत्री आवास योजना ग्रामीण – मंजूरी, पूर्ण घरकुले, हप्ते वितरण, भूमिहीन, आर्थिकदृष्ट्या अपूर्ण
राज्य पुरस्कृत ग्रामीण आवास योजना – मंजूरी, पूर्ण घरकुले, हप्ते वितरण, आर्थिकदृष्ट्या अपूर्ण

योजना	एकूण मंजूरी	दैनिक मंजूरी	एकूण पूर्ण	दैनिक पूर्ण घरकुले	दैनिक पहिला हप्ता वितरीत	दैनिक दुसरा हप्ता वितरीत	दैनिक तिसरा हप्ता वितरीत
प्रधानमंत्री आवास योजना ग्रामीण	१३८०२७०	०	१२०१५८२	२६३	३०	१४१	१४१
राज्य योजना	६५३३०४	१३५७	४६१९५९	२२८	१२६२	९५७	६७७
एकूण	२०३३५७४	१३५७	१६६३५४१	४९१	१२९२	१०९८	८१८

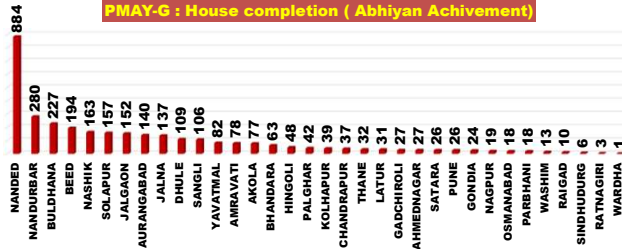
PMAY-G Completion Bottom 10 Dist.



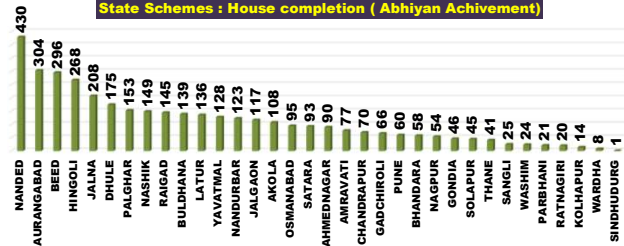
State Schemes Completion Bottom 10 Dist.



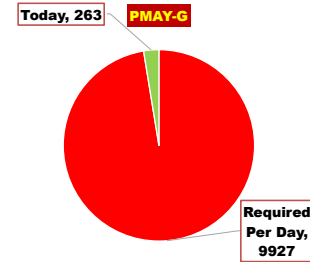
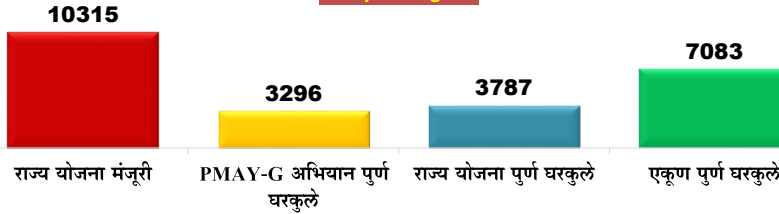
PMAY-G : House completion (Abhiyan Achievement)



State Schemes : House completion (Abhiyan Achievement)



Abhiyan Progress



राज्य व्यवस्थापन कक्ष- ग्रामीण गृहनिर्माण


४ था मजला, दक्षिण कक्ष, सिडको भवन, सीबीडी बेलगापुर, नवी मुंबई - ४०० ६१४.

प्रधानमंत्री आवास योजना - ग्रामीण : भूमिहीन लाभार्थी अहवाल

Sr. No.	District	Google Sheet Report			AwaasSoft Report			
		Total Landless	Provided land	Remaining	Landless beneficiaries tagged in AwaasSoft	Landless beneficiaries provided land	Remaining Landless	Remaining Tag (provided land)
1	DHULE	18	18	0	21	21	0	-3
2	GADCHIROLI	9	9	0	9	9	0	0
3	GONDIA	2450	2450	0	2452	2324	128	126
4	KOLHAPUR	257	257	0	244	228	16	29
5	NANDURBAR	0	0	0	0	0	0	0
6	PALGHAR	11	11	0	11	11	0	0
7	RAIGAD	6	6	0	6	6	0	0
8	RATNAGIRI	23	23	0	23	23	0	0
9	SINDHUDURG	420	420	0	414	414	0	6
10	THANE	90	81	9	95	60	35	21
11	SATARA	787	770	17	789	708	81	62
12	NANDED	354	322	32	360	263	97	59
13	SANGLI	281	210	71	275	133	142	77
14	BEED	212	125	87	347	66	281	59
15	WARDHA	2070	1918	152	2198	1911	287	7
16	NASHIK	1680	1513	167	1708	1458	250	55
17	PARBHANI	307	63	244	280	77	203	-14
18	AKOLA	5845	5545	300	5760	5395	365	150
19	PUNE	2056	1681	375	2046	866	1180	815
20	BHANDARA	4811	4423	388	4810	4505	305	-82
21	JALGAON	21627	21225	402	22195	20597	1598	628
22	CHANDRAPUR	2375	1946	429	2262	1794	468	152
23	NAGPUR	4354	3877	477	4327	3572	755	305
24	WASHIM	2448	1845	603	2521	1477	1044	368
25	YAVATMAL	2787	2066	721	2849	2032	817	34
26	HINGOLI	1713	796	917	1680	466	1214	330
27	JALNA	1359	406	953	1373	85	1288	321
28	LATUR	2178	1194	984	2126	808	1318	386
29	OSMANABAD	2085	1074	1011	2064	102	1962	972
30	SOLAPUR	5628	4165	1463	4950	3871	1079	294
31	AURANGABAD	3266	1700	1566	3155	1805	1350	-105
32	AHMEDNAGAR	7459	5269	2190	7578	5126	2452	143
33	BULDHANA	15147	9691	5456	15476	9718	5758	-27
34	AMRAVATI	19874	13961	5913	19812	13611	6201	350
	Total	113987	89060	24927	114216	83542	30674	5749

प्रधानमंत्री आवास योजना ग्रामीण - पूर्ण घरकूले

Sr. No.	Division	Sanction	12.12.2023	13.12.2023	Daily Achivement	Remaining	Completed & verified	Remaining verified
1	AURANGABAD DIV.	233630	181506	181594	88	52036	174938	6656
2	AMRAVATI DIV.	264982	219603	219671	68	45311	212962	6709
3	NASHIK DIV.	409720	368905	368965	60	40755	351538	17427
4	PUNE DIV.	115988	100819	100846	27	15142	97731	3115
5	KONKAN DIV.	69310	66252	66264	12	3046	64951	1313
6	NAGPUR DIV.	286640	264234	264242	8	22398	257259	6983
Total		1380270	1201319	1201582	263	178688	1159379	42203



प्रधानमंत्री आवास योजना ग्रामीण - पूर्ण घरकूले

Sr. No.	District	Sanction	12.12.2023	13.12.2023	Daily Achivement	Remaining	Completed & verified	Remaining verified
1	BULDHANA	44300	31831	31892	61	12408	30643	1249
2	NANDED	68423	54014	54049	35	14374	52693	1356
3	JALNA	23958	18746	18774	28	5184	18069	705
4	NANDURBAR	118409	108349	108375	26	10034	99374	9001
5	JALGAON	77231	64570	64588	18	12643	62922	1666
6	BEED	34638	26106	26119	13	8519	24832	1287
7	PUNE	19136	16124	16137	13	2999	15187	950
8	HINGOLI	17855	13766	13775	9	4080	13423	352
9	NASHIK	89276	83218	83226	8	6050	80392	2834
10	PALGHAR	35171	33549	33556	7	1615	32833	723
11	SANGLI	20650	18004	18011	7	2639	17453	558
12	RAIGAD	9775	9357	9362	5	413	9207	155
13	AHMEDNAGAR	60179	54884	54888	4	5291	54163	725
14	DHULE	64625	57884	57888	4	6737	54687	3201
15	SOLAPUR	44908	38148	38152	4	6756	37095	1057
16	AMRAVATI	91902	77146	77149	3	14753	75450	1699
17	BHANDARA	63543	57487	57490	3	6053	55318	2172
18	CHANDRAPUR	42066	37217	37220	3	4846	36409	811
19	YAVATMAL	63194	53868	53871	3	9323	51238	2633
20	KOLHAPUR	16950	14961	14963	2	1987	14733	230
21	LATUR	20160	15284	15286	2	4874	14961	325
22	AKOLA	46660	41403	41404	1	5256	40716	688
23	GONDIA	95715	92003	92004	1	3711	91457	547
24	NAGPUR	36087	32624	32625	1	3462	31651	974
25	OSMANABAD	13738	10246	10247	1	3491	9326	921
26	SATARA	14344	13582	13583	1	761	13263	320
27	AURANGABAD	36139	29400	29400	0	6739	28069	1331
28	GADCHIROLI	31577	28893	28893	0	2684	26847	2046
29	PARBHANI	18719	13944	13944	0	4775	13565	379
30	RATNAGIRI	9753	9413	9413	0	340	9260	153
31	SINDHUDURG	5063	4935	4935	0	128	4887	48
32	THANE	9548	8998	8998	0	550	8764	234
33	WARDHA	17652	16010	16010	0	1642	15577	433
34	WASHIM	18926	15355	15355	0	3571	14915	440
Total		1380270	1201319	1201582	263	178688	1159379	42203

राज्यपुरस्कृत आवास योजना ग्रामीण - मंजूरी

Sr. No.	Division	Target	12.12.2023	13.12.2023	Daily Achivement	Sanction %	Remaining	Sanction State Rank
1	NASHIK DIV.	207181	129343	129939	596	62.7%	77242	5
2	NAGPUR DIV.	164085	121430	122001	571	74.4%	42084	3
3	AURANGABAD DIV.	273260	184716	184858	145	67.6%	88402	6
4	AMRAVATI DIV.	157836	112138	112182	44	71.1%	45654	4
5	PUNE DIV.	79408	68270	68271	1	86.0%	11137	2
6	KONKAN DIV.	44680	36053	36053	0	80.7%	8627	1
	Total	926450	651950	653304	1357	70.5%	273146	

Sr. No.	District	Target	12.12.2023	13.12.2023	Daily Achivement	Sanction %	Remaining	Sanction State Rank
1	JALGAON	34417	27951	28340	389	82.3%	6077	18
2	WARDHA	14707	14291	14569	278	99.1%	138	2
3	GADCHIROLI	20609	16434	16570	136	80.4%	4039	13
4	AHMEDNAGAR	39938	36312	36446	134	91.3%	3492	11
5	NAGPUR	33291	20445	20578	133	61.8%	12713	29
6	HINGOLI	38798	23946	24041	95	62.0%	14757	30
7	DHULE	31476	20329	20402	73	64.8%	11074	24
8	NANDED	34410	22746	22787	41	66.2%	11623	27
9	WASHIM	15866	12900	12941	41	81.6%	2925	9
10	CHANDRAPUR	54555	37700	37724	24	69.1%	16831	31
11	JALNA	41057	21287	21296	9	51.9%	19761	32
12	AMRAVATI	36242	23589	23592	3	65.1%	12650	28
13	SOLAPUR	23578	18505	18506	1	78.5%	5072	16
14	AKOLA	34781	23516	23516	0	67.6%	11265	25
15	AURANGABAD	36954	25650	25650	0	69.4%	11304	26
16	BHANDARA	22211	17640	17640	0	79.4%	4571	15
17	BULDHANA	28967	21120	21120	0	72.9%	7847	20
18	GONDIA	18712	14920	14920	0	79.7%	3792	12
19	KOLHAPUR	16830	14985	14985	0	89.0%	1845	7
20	LATUR	35747	26891	26891	0	75.2%	8856	21
21	NANDURBAR	51420	18474	18474	0	35.9%	32946	34
22	NASHIK	49930	26277	26277	0	52.6%	23653	33
23	OSMANABAD	24177	18996	18996	0	78.6%	5181	17
24	PALGHAR	16073	11748	11748	0	73.1%	4325	14
25	PARBHANI	29060	19012	19012	0	65.4%	10048	22
26	PUNE	17336	14166	14166	0	81.7%	3170	10
27	RAIGAD	10569	9234	9234	0	87.4%	1335	6
28	RATNAGIRI	7197	6732	6732	0	93.5%	465	4
29	SANGLI	10132	9082	9082	0	89.6%	1050	5
30	SATARA	11532	11532	11532	0	100.0%	0	1
31	SINDHUDURG	2267	2110	2110	0	93.1%	157	3
32	THANE	8574	6229	6229	0	72.6%	2345	8
33	YAVATMAL	41980	31013	31013	0	73.9%	10967	23
34	BEED	33057	26188	26185	-3	79.2%	6872	19
	Total	926450	651950	653304	1357	70.5%	273146	

राज्यपुरस्कृत आवास योजना ग्रामीण - प्रलंबीत मंजूरी

Sr. No.	Division	रमाई आवास योजना	शहरी आवास योजना	आदीम आवास योजना	पारधी आवास योजना	य.च.मु.व योजना	पुण्यश्लोक अहिल्यादेवी होळकर धरकूल योजना	एकूण
1	KONKAN DIV.	1428	7149	25	3	22	0	8627
2	PUNE DIV.	8415	2583	4	55	20	60	11137
3	NAGPUR DIV.	22795	18003	81	2	1187	16	42084
4	AMRAVATI DIV.	26796	18078	117	9	645	9	45654
5	NASHIK DIV.	18816	58313	61	17	10	25	77242
6	AURANGABAD DIV.	59575	25573	238	26	2128	862	88402
	Total	137825	129699	526	112	4012	972	273146

Sr. No.	District	रमाई आवास योजना	शहरी आवास योजना	आदीम आवास योजना	पारधी आवास योजना	य.च.मु.व योजना	पुण्यश्लोक अहिल्यादेवी होळकर धरकूल योजना	एकूण
1	SATARA	0	0	0	0	0	0	0
2	WARDHA	75	61	2	0	0	0	138
3	SINDHUDURG	127	14	16	0	0	0	157
4	RATNAGIRI	358	84	0	1	22	0	465
5	SANGLI	1008	30	0	12	0	0	1050
6	RAIGAD	523	810	0	2	0	0	1335
7	KOLHAPUR	1750	35	0	0	0	60	1845
8	THANE	321	2018	6	0	0	0	2345
9	WASHIM	2011	912	0	0	0	2	2925
10	PUNE	854	2278	4	14	20	0	3170
11	AHMEDNAGAR	1104	2388	0	0	0	0	3492
12	GONDIA	2853	924	0	0	0	15	3792
13	GADCHIROLI	1075	2938	26	0	0	0	4039
14	PALGHAR	99	4223	3	0	0	0	4325
15	BHANDARA	3064	1444	0	0	62	1	4571
16	SOLAPUR	4803	240	0	29	0	0	5072
17	OSMANABAD	3551	180	0	0	1450	0	5181
18	JALGAON	2494	3557	0	1	0	25	6077
19	BEED	5568	1298	0	6	0	0	6872
20	BULDHANA	5765	2075	0	0	0	7	7847
21	LATUR	7081	932	0	4	6	833	8856
22	PARBHANI	7687	2141	0	0	196	24	10048
23	YAVATMAL	5756	4563	117	1	530	0	10967
24	DHULE	3859	7205	0	0	10	0	11074
25	AKOLA	8715	2549	0	1	0	0	11265
26	AURANGABAD	7186	4112	0	6	0	0	11304
27	NANDED	4774	6603	238	8	0	0	11623
28	AMRAVATI	4549	7979	0	7	115	0	12650
29	NAGPUR	10573	2136	0	0	4	0	12713
30	HINGOLI	6767	7990	0	0	0	0	14757
31	CHANDRAPUR	5155	10500	53	2	1121	0	16831
32	JALNA	16961	2317	0	2	476	5	19761
33	NASHIK	10404	13182	61	6	0	0	23653
34	NANDURBAR	955	31981	0	10	0	0	32946
	Total	137825	129699	526	112	4012	972	273146

राज्यपुरस्कृत आवास योजना ग्रामीण - पूर्ण घरकूले

Sr. No.	Division	Sanction	12.12.2023	13.12.2023	Weekly Achivement	Completion %	Remaining	To be Completed in Per Day till 31.03.24
1	AURANGABAD DIV.	184858	127212	127283	71	68.9%	57575	528
2	KONKAN DIV.	36053	27456	27504	48	76.3%	8549	78
3	AMRAVATI DIV.	112182	77076	77110	34	68.7%	35072	322
4	PUNE DIV.	68271	55140	55172	32	80.8%	13099	120
5	NASHIK DIV.	129939	96597	96621	24	74.4%	33318	306
6	NAGPUR DIV.	122001	78250	78269	19	64.2%	43732	401
Total		653304	461731	461959	228	70.7%	191345	1755

Sr. No.	District	Sanction	12.12.2023	13.12.2023	Daily Achivement	Completion %	Remaining	To be Completed in Per Day till 31.03.24
1	PALGHAR	11748	8965	9002	37	76.6%	2746	25
2	PUNE	14166	10676	10701	25	75.5%	3465	32
3	HINGOLI	24041	12450	12472	22	51.9%	11569	106
4	NANDED	22787	15004	15026	22	65.9%	7761	71
5	AKOLA	23516	15162	15175	13	64.5%	8341	77
6	JALNA	21296	14266	14279	13	67.1%	7017	64
7	YAVATMAL	31013	21019	21029	10	67.8%	9984	92
8	NASHIK	26277	19993	20002	9	76.1%	6275	58
9	JALGAON	28340	19593	19600	7	69.2%	8740	80
10	BHANDARA	17640	13200	13206	6	74.9%	4434	41
11	GONDIA	14920	11399	11405	6	76.4%	3515	32
12	RAIGAD	9234	5744	5750	6	62.3%	3484	32
13	AMRAVATI	23592	16452	16457	5	69.8%	7135	65
14	LATUR	26891	21632	21637	5	80.5%	5254	48
15	NANDURBAR	18474	11580	11585	5	62.7%	6889	63
16	BEED	26185	18693	18697	4	71.4%	7488	69
17	BULDHANA	21120	15856	15860	4	75.1%	5260	48
18	NAGPUR	20578	9970	9974	4	48.5%	10604	97
19	OSMANABAD	18996	11715	11719	4	61.7%	7277	67
20	RATNAGIRI	6732	6330	6334	4	94.1%	398	4
21	AHMEDNAGAR	36446	30630	30633	3	84.1%	5813	53
22	CHANDRAPUR	37724	21647	21650	3	57.4%	16074	147
23	SATARA	11532	10123	10126	3	87.8%	1406	13
24	KOLHAPUR	14985	11142	11144	2	74.4%	3841	35
25	SOLAPUR	18506	15803	15805	2	85.4%	2701	25
26	WASHIM	12941	8587	8589	2	66.4%	4352	40
27	PARBHANI	19012	14784	14785	1	77.8%	4227	39
28	THANE	6229	4386	4387	1	70.4%	1842	17
29	AURANGABAD	25650	18668	18668	0	72.8%	6982	64
30	DHULE	20402	14801	14801	0	72.5%	5601	51
31	GADCHIROLI	16570	12286	12286	0	74.1%	4284	39
32	SANGLI	9082	7396	7396	0	81.4%	1686	15
33	SINDHUDURG	2110	2031	2031	0	96.3%	79	1
34	WARDHA	14569	9748	9748	0	66.9%	4821	44
Total		653304	461731	461959	228	70.7%	191345	1755

राज्य योजना अपूर्ण घरकुले

Sr. No.	Division	रमाई आवास योजना	शबरी आवास योजना	आदीम आवास योजना	पारधी आवास योजना	व.च.मु.व योजना	पुण्यश्लोक अहिल्यादेवी होळकर घरकुल योजना	एकूण
1	KONKAN DIV.	924	7272	339	0	2	12	8549
2	PUNE DIV.	10637	1857	56	54	51	444	13099
3	NASHIK DIV.	13014	19871	25	108	135	165	33318
4	AMRAVATI DIV.	19227	11748	2040	183	1762	112	35072
5	NAGPUR DIV.	14421	23359	739	21	5171	21	43732
6	AURANGABAD DIV.	45323	9581	42	60	2254	315	57575
	Total	103546	73688	3241	426	9375	1069	191345

Sr. No.	District	रमाई आवास योजना	शबरी आवास योजना	आदीम आवास योजना	पारधी आवास योजना	व.च.मु.व योजना	पुण्यश्लोक अहिल्यादेवी होळकर घरकुल योजना	एकूण
1	SINDHUDURG	79	0	0	0	0	0	79
2	RATNAGIRI	379	13	4	0	2	0	398
3	SATARA	1359	24	0	0	23	0	1406
4	SANGLI	1676	7	0	3	0	0	1686
5	THANE	216	1481	145	0	0	0	1842
6	SOLAPUR	2617	66	0	7	11	0	2701
7	PALGHAR	60	2614	72	0	0	0	2746
8	PUNE	1617	1748	56	44	0	0	3465
9	RAIGAD	190	3164	118	0	0	12	3484
10	GONDIA	1590	1925	0	0	0	0	3515
11	KOLHAPUR	3368	12	0	0	17	444	3841
12	PARBHANI	2715	1050	0	0	236	226	4227
13	GADCHIROLI	1204	2822	258	0	0	0	4284
14	WASHIM	3152	1161	0	2	0	37	4352
15	BHANDARA	2203	1040	0	0	1170	21	4434
16	WARDHA	1890	2688	242	1	0	0	4821
17	LATUR	5079	114	0	0	61	0	5254
18	BULDHANA	4052	1116	0	17	0	75	5260
19	DHULE	1954	3520	0	12	115	0	5601
20	AHMEDNAGAR	3930	1848	0	15	20	0	5813
21	NASHIK	2245	3979	25	26	0	0	6275
22	NANDURBAR	836	6053	0	0	0	0	6889
23	AURANGABAD	5820	1156	0	6	0	0	6982
24	JALNA	5030	167	0	5	1726	89	7017
25	AMRAVATI	3640	3314	0	28	153	0	7135
26	OSMANABAD	6850	155	0	41	231	0	7277
27	BEED	7106	374	0	8	0	0	7488
28	NANDED	7329	390	42	0	0	0	7761
29	AKOLA	6337	1978	0	26	0	0	8341
30	JALGAON	4049	4471	0	55	0	165	8740
31	YAVATMAL	2046	4179	2040	110	1609	0	9984
32	NAGPUR	2268	8325	0	6	5	0	10604
33	HINGOLI	5394	6175	0	0	0	0	11569
34	CHANDRAPUR	5266	6559	239	14	3996	0	16074
	Total	103546	73688	3241	426	9375	1069	191345

प्रधानमंत्री आवास योजना ग्रामीण - हप्ते वितरण

Sr. No.	Division	1st Installment (Daily Achivement)	1st Installment Remaining	2nd Installment (Daily Achivement)	2nd Installment Remaining	3rd Installment (Daily Achivement)	3rd Installment Remaining
1	AURANGABAD DIV.	4	9721	35	37983	43	18814
2	NASHIK DIV.	10	3727	40	29603	26	17013
3	PUNE DIV.	7	1708	23	11251	26	4497
4	AMRAVATI DIV.	3	15035	20	24370	24	10311
5	NAGPUR DIV.	5	2529	11	16627	10	7144
6	KONKAN DIV.	1	89	12	2323	12	1692
	Total	30	32809	141	122157	141	59471

Sr. No.	District	1st Installment (Daily Achivement)	1st Installment Remaining	2nd Installment (Daily Achivement)	2nd Installment Remaining	3rd Installment (Daily Achivement)	3rd Installment Remaining
1	SOLAPUR	6	845	20	5103	25	1906
2	NANDED	3	897	18	14346	18	4965
3	BULDHANA	2	6545	11	4258	16	2263
4	JALGAON	6	676	13	10579	8	3156
5	PALGHAR	1	21	12	1245	12	881
6	NASHIK	0	351	15	4562	5	2647
7	NANDURBAR	4	254	7	6590	7	6531
8	BEED	0	1074	7	5720	8	3564
9	OSMANABAD	1	1311	2	2270	11	2349
10	JALNA	0	1372	7	2721	6	2027
11	YAVATMAL	1	850	5	6348	7	2959
12	BHANDARA	0	414	8	4546	4	1128
13	AHMEDNAGAR	-1	2289	5	2795	6	1708
14	CHANDRAPUR	4	412	3	3561	1	1415
15	NAGPUR	1	714	0	2617	5	855
16	AMRAVATI	0	6334	4	7332	1	2181
17	PUNE	1	621	2	2023	1	773
18	AURANGABAD	0	1718	1	4012	0	1755
19	SATARA	0	32	1	501	0	360
20	AKOLA	0	481	0	4097	0	1511
21	DHULE	0	157	0	5077	0	2971
22	GADCHIROLI	0	161	0	1905	0	1551
23	GONDIA	0	591	0	2789	0	1665
24	HINGOLI	0	1428	0	2291	0	1051
25	KOLHAPUR	0	136	0	1640	0	582
26	LATUR	0	1644	0	2876	0	1318
27	PARBHANI	0	277	0	3747	0	1785
28	SANGLI	0	74	0	1984	0	876
29	SINDHUDURG	0	0	0	109	0	92
30	THANE	0	14	0	385	0	251
31	WARDHA	0	237	0	1209	0	530
32	WASHIM	0	825	0	2335	0	1397
33	RAIGAD	-1	9	0	376	0	280
34	RATNAGIRI	-2	45	0	208	0	188
	Total	30	32809	141	122157	141	59471

राज्यपुरस्कृत आवास योजना ग्रामीण - हप्ते वितरण

Sr. No.	Division	1st Installment (Daily Achievement)	1st Installment Remaining	2nd Installment (Daily Achievement)	2nd Installment Remaining	3rd Installment (Daily Achievement)	3rd Installment Remaining
1	NASHIK DIV.	608	8730	302	12853	245	6044
2	NAGPUR DIV.	249	11271	206	24053	123	4439
3	AURANGABAD DIV.	151	10779	200	30595	182	11942
4	AMRAVATI DIV.	145	5671	143	19385	85	5368
5	KONKAN DIV.	101	890	96	4859	36	1488
6	PUNE DIV.	8	3780	10	5569	6	1879
	Total	1262	41121	957	97314	677	31160

Sr. No.	District	1st Installment (Daily Achievement)	1st Installment Remaining	2nd Installment (Daily Achievement)	2nd Installment Remaining	3rd Installment (Daily Achievement)	3rd Installment Remaining
1	NANDURBAR	391	2657	30	2204	35	778
2	CHANDRAPUR	120	2138	98	11339	40	1734
3	NASHIK	65	1428	106	2515	33	1125
4	NAGPUR	58	4484	82	5015	56	541
5	DHULE	3	232	80	2278	106	1492
6	HINGOLI	34	2233	79	6678	62	1741
7	JALGAON	131	2633	9	3494	25	1445
8	RAIGAD	72	395	70	2180	15	617
9	AHMEDNAGAR	18	1780	77	2362	46	1204
10	YAVATMAL	49	677	47	6148	37	1624
11	AKOLA	75	1698	28	5219	16	1124
12	AURANGABAD	1	1419	48	2790	46	1397
13	BHANDARA	45	778	24	2317	19	413
14	NANDED	41	2059	18	5020	28	1419
15	JALNA	59	1089	8	3398	4	1514
16	BULDHANA	10	492	40	2082	10	982
17	AMRAVATI	1	1364	28	3751	22	1026
18	OSMANABAD	13	1573	19	4328	19	1186
19	PALGHAR	2	34	20	1420	21	615
20	LATUR	3	774	16	2501	13	1378
21	THANE	23	398	6	1081	0	176
22	WARDHA	21	1912	0	2307	0	281
23	GADCHIROLI	5	563	2	1891	8	971
24	PARBHANI	0	658	7	2609	5	942
25	BEED	0	974	5	3271	5	2365
26	WASHIM	10	1440	0	2185	0	612
27	KOLHAPUR	6	1817	1	1614	1	232
28	SOLAPUR	2	530	4	1217	2	528
29	SATARA	0	52	4	600	1	425
30	RATNAGIRI	4	61	0	127	0	66
31	SANGLI	0	699	1	553	2	226
32	GONDIA	0	1396	0	1184	0	499
33	PUNE	0	682	0	1585	0	468
34	SINDHUDURG	0	2	0	51	0	14
	Total	1262	41121	957	97314	677	31160

राज्य योजना: पहिला हप्ता प्रलंबीत

Sr. No.	Division	रमाई आवास योजना	शबरी आवास योजना	आदीम आवास योजना	पारधी आवास योजना	य.च.मु.व योजना	पुण्यश्लोक अहिल्यादेवी होळकर घरकुल योजना	एकूण
1	KONKAN DIV.	122	745	23	0	0	0	890
2	PUNE DIV.	3062	535	7	15	6	155	3780
3	NASHIK DIV.	2911	5764	0	6	20	29	8730
4	AMRAVATI DIV.	3756	1374	132	18	356	35	5671
5	NAGPUR DIV.	4698	5887	63	2	621	0	11271
6	AURANGABAD DIV.	8029	2030	13	21	538	148	10779
	Total	22578	16335	238	62	1541	367	41121

Sr. No.	District	रमाई आवास योजना	शबरी आवास योजना	आदीम आवास योजना	पारधी आवास योजना	य.च.मु.व योजना	पुण्यश्लोक अहिल्यादेवी होळकर घरकुल योजना	एकूण
1	SINDHUDURG	2	0	0	0	0	0	2
2	PALGHAR	2	29	3	0	0	0	34
3	SATARA	49	2	0	0	1	0	52
4	RATNAGIRI	60	1	0	0	0	0	61
5	DHULE	40	173	0	0	19	0	232
6	RAIGAD	36	351	8	0	0	0	395
7	THANE	22	364	12	0	0	0	398
8	BULDHANA	229	263	0	0	0	0	492
9	SOLAPUR	519	7	0	1	3	0	530
10	GADCHIROLI	138	408	17	0	0	0	563
11	PARBHANI	157	232	0	0	122	147	658
12	YAVATMAL	4	204	132	14	323	0	677
13	PUNE	140	521	7	14	0	0	682
14	SANGLI	695	4	0	0	0	0	699
15	LATUR	724	15	0	0	35	0	774
16	BHANDARA	622	76	0	0	80	0	778
17	BEED	852	116	0	6	0	0	974
18	JALNA	719	90	0	1	278	1	1089
19	AMRAVATI	941	387	0	3	33	0	1364
20	GONDIA	565	831	0	0	0	0	1396
21	AURANGABAD	1107	309	0	3	0	0	1419
22	NASHIK	78	1350	0	0	0	0	1428
23	WASHIM	1064	341	0	0	0	35	1440
24	OSMANABAD	1437	22	0	11	103	0	1573
25	AKOLA	1518	179	0	1	0	0	1698
26	AHMEDNAGAR	1680	97	0	2	1	0	1780
27	KOLHAPUR	1659	1	0	0	2	155	1817
28	WARDHA	673	1204	35	0	0	0	1912
29	NANDED	1963	83	13	0	0	0	2059
30	CHANDRAPUR	1115	470	11	1	541	0	2138
31	HINGOLI	1070	1163	0	0	0	0	2233
32	JALGAON	1109	1491	0	4	0	29	2633
33	NANDURBAR	4	2653	0	0	0	0	2657
34	NAGPUR	1585	2898	0	1	0	0	4484
	Total	22578	16335	238	62	1541	367	41121

मोदी आवास घरकुल योजना

Sr. N	District Name	Target	Registered	Sanction	Remaining Sanction	1St Installment	Remaining 1St Installment
1	AHMEDNAGAR	4356	4367	3814	542	0	3814
2	JALGAON	29531	3370	1625	27906	0	1625
3	WASHIM	12455	8386	1537	10918	0	1537
4	YAVATMAL	29999	1740	1000	28999	0	1000
5	GADCHIROLI	6548	694	596	5952	0	596
6	SATARA	1777	1168	570	1207	0	570
7	CHANDRAPUR	10874	1710	561	10313	0	561
8	NANDED	23598	544	470	23128	0	470
9	LATUR	6318	206	178	6140	0	178
10	PUNE	1521	496	75	1446	0	75
11	AKOLA	7353	2575	0	7353	0	0
12	AMRAVATI	14178	1167	0	14178	0	0
13	AURANGABAD	5812	20	0	5812	0	0
14	BEED	16041	62	0	16041	0	0
15	BHANDARA	11033	0	0	11033	0	0
16	BULDHANA	17055	202	0	17055	0	0
17	DHULE	9709	0	0	9709	0	0
18	GONDIA	14429	7160	0	14429	0	0
19	HINGOLI	3354	0	0	3354	0	0
20	JALNA	8496	4	0	8496	0	0
21	KOLHAPUR	2031	3	0	2031	0	0
22	NAGPUR	6747	1161	0	6747	0	0
23	NANDURBAR	2876	0	0	2876	0	0
24	NASHIK	6981	0	0	6981	0	0
25	OSMANABAD	2274	343	0	2274	0	0
26	PALGHAR	458	0	0	458	0	0
27	PARBHANI	13596	17	0	13596	0	0
28	RAIGAD	2456	103	0	2456	0	0
29	RATNAGIRI	6356	679	0	6356	0	0
30	SANGLI	1958	654	0	1958	0	0
31	SINDHUDURG	1308	895	0	1308	0	0
32	SOLAPUR	11019	1077	0	11019	0	0
33	THANE	2538	2	0	2538	0	0
34	WARDHA	4965	0	0	4965	0	0
	Grand Total	300000	38805	10426	289574	0	10426